


- Next to the Choose Files box, it should now say how many files you chose to upload.
- Click Submit.

Select up to 5 Images (less than 20MB each)

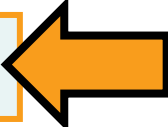
Choose Files 5 files

Submit



- Where the entry form had been, you will now see a confirmation of your submission.

Thank you for your photo contest submission. Winners will be informed via email 8-12 weeks after the contest ends. Good Luck!



Entering Patio Enclosures Photo Contest

On a mobile phone

- Open your browser and go to <https://www.patioenclosures.com/patio-enclosures-photo-contest.aspx> or click on the link in the email you received.
- Complete all required information, then click on “Choose Files.”

Photo Contest | Patio Encl...

* First Name
Jane

* Last Name
Doe

* Email Address
Jane.Doe@outlook.com

* Address
0000 Main Street

* City
Cleveland

* State
Ohio

* Zip Code (5 digits only USA, 6 digits only Canada)

Ohio

* Zip Code (5 digits only USA, 6 digits only Canada)
00000

Why Do You Love Your Room?
Type why you live your room here.

Select up to 5 Images (less than 20MB each)
Choose Files no files

Submit

- If the files are saved on your phone, choose Photo Library on an iPhone (shown) and Media Picker on an Android device.

Photo Contest | Patio Encl...

Select up to 5 Images (less than 20MB)

Photo Library

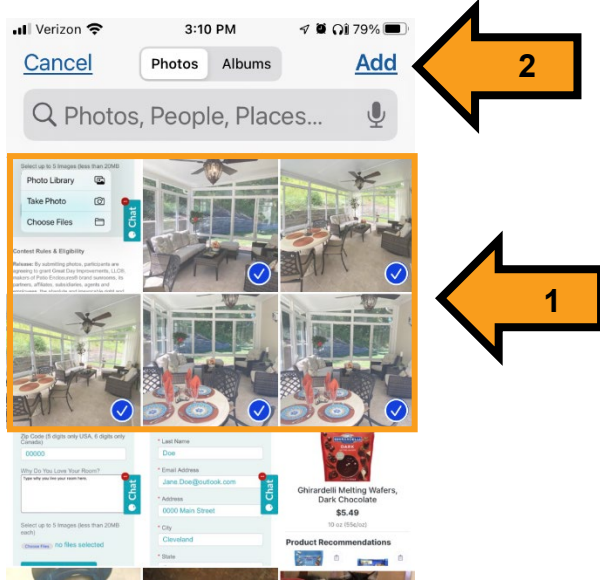
Take Photo

Choose Files

Contest Rules & Eligibility

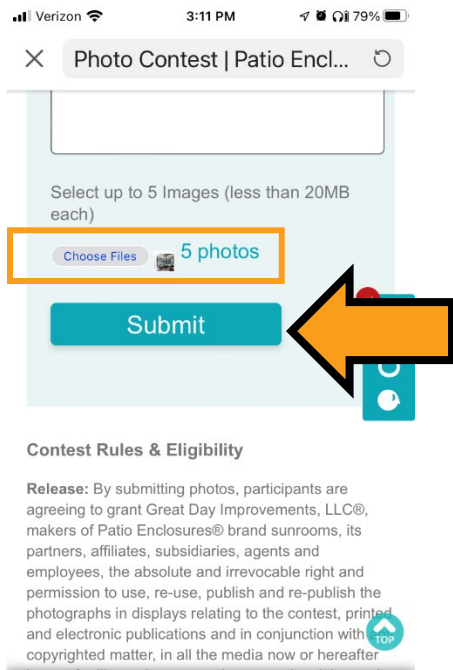
Release: By submitting photos, participants are agreeing to grant Great Day Improvements, LLC®, makers of Patio Enclosures® brand sunrooms, its partners, affiliates, subsidiaries, agents and employees, the absolute and irrevocable right and permission to use, re-use, publish and re-publish the photographs in displays relating to the contest, printed and electronic publications and in conjunction with copyrighted matter, in all the media now or hereafter

- Select up to five photos from your photo library (arrow #1). Then, click Add (arrow #2).



- Next to the Choose Files box, it should now say how many files you chose to upload.
- Click Submit.

NOTE: You must select ALL the images you wish to send before you click Submit.



- Where the entry form had been, you will now see a confirmation of your submission. You may have to scroll down on your phone to see it.

